



How To Use Garbage Bins As Compost Bins



Step 1

Clean it out!

Take your old garbage bin and clean it out

Step 2

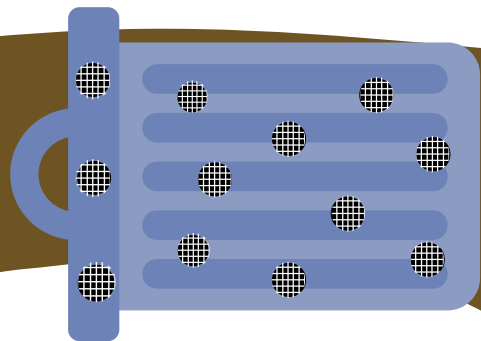
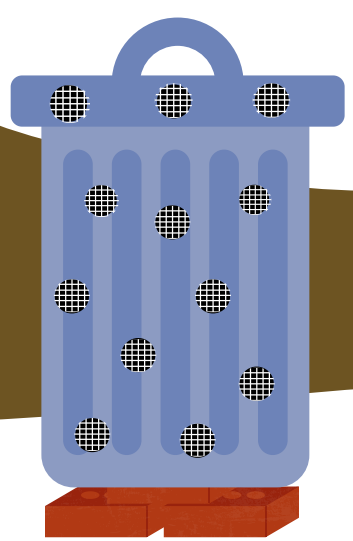
Grab your Drill!

Use a drill with a 2-3 inch hole saw to drill holes all the way around the trash can (lid, bottom, and sides) spaced 6-12 inches apart.

Step 3

Add Filters

Cut out pieces of metal window screens to cover each of the holes. Use a epoxy or silicone caulk to secure it!



Step 4

Raise it up!

If possible, place your new compost bin on a couple bricks to allow air circulation under the can.

Step 5

Add Organics

Add a good 4:1 combo of "green materials" and "brown materials". (i.e. fruits and veggies vs leaves and twigs)

Step 6

Mix it Up

Turn your can on its side and roll it over to keep the contents mixed for ideal composting



USE YOUR COMPOST IN GARDENS TO HELP SOIL!